



NAGS Apollo PROJECTS

NAGS Apollo 2023 APR 12



Swimming New Zealand



400m Individual Medley Heat

2023 Apollo Projects NZ Age Group S...

Points Swimmers Files Scoreboard



Session 1 Wed 09:10 AM	Session 2 Wed 05:40 PM	Session 3 Thu 09:10 AM	Session 4 Thu 05:40 PM	Session 5 Fri LIVE	Session 6 Fri 05:40 PM	Session 7 Sat 09:10 AM	Session 8 Sat 05:40 PM
-----------------------------	-----------------------------	-----------------------------	-----------------------------	---------------------------------	-----------------------------	-----------------------------	-----------------------------























Session 5 Friday 09:10 AM		
18	09:10 AM	200m Backstroke Men Heat
19	09:30 AM	200m Backstroke Women ...
20	09:50 AM	400m Individual Medley M...
21	10:26 AM	400m Individual... LIVE
107	10:57 AM	100m Freestyle Men Multi...
108	10:59 AM	100m Freestyle Women M...
22	11:01 AM	100m Freestyle Men Heat
23	11:18 AM	100m Freestyle Women He...




















20 **400m Individual Medley Men Heat** Official

Entries Heats

Rank	Competitor	Age	Club	RT	FINA	Result	
1	Batchelor H...	18	United Swim...	+0.73		4:41.77 Entry: 4:27.82 (+ 13.95)	QA
	50m: 28.01		100m: 59.58 (31.57)				
	150m: 1:36.08 (36.50)		200m: 2:11.82 (35.74)				
	250m: 2:54.59 (42.77)		300m: 3:37.16 (42.57)				
	350m: 4:10.05 (32.89)		400m: 4:41.77 (31.72)				
2	Hamblyn-O...	17	Coast Swim...	+0.81		4:44.91 Entry: 4:39.32 (+ 5.59)	QA
	50m: 29.02		100m: 1:03.14 (34.12)				
	150m: 1:39.85 (36.71)		200m: 2:15.40 (35.55)				
	250m: 2:58.32 (42.92)		300m: 3:41.00 (42.68)				
	350m: 4:13.67 (32.67)		400m: 4:44.91 (31.24)				
3	Muchirahon...	14	Swim Rotorua	+0.71		4:49.94 Entry: 4:47.61 (+ 2.33)	QD
	50m: 30.41		100m: 1:05.79 (35.38)				
	150m: 1:41.76 (35.97)		200m: 2:16.90 (35.14)				
	250m: 2:58.52 (41.62)		300m: 3:41.73 (43.21)				
	350m: 4:16.09 (34.36)		400m: 4:49.94 (33.85)				
4	Heberley Mi...	16	SwimZone R...	+0.64		4:51.29 Entry: 4:57.29 (- 6.00)	QB
	50m: 28.15		100m: 1:01.56 (33.41)				
	150m: 1:41.43 (39.87)		200m: 2:20.41 (38.98)				
	250m: 2:59.63 (39.22)		300m: 3:40.19 (40.56)				
	350m: 4:16.33 (36.14)		400m: 4:51.29 (34.96)				
5	Zhang Kevin	16	Roskill Swim...	+0.67		4:51.63 Entry: 4:36.75 (+ 14.88)	QB
	50m: 28.41		100m: 1:02.63 (34.22)				
	150m: 1:41.08 (38.45)		200m: 2:19.12 (38.04)				
	250m: 3:01.53 (42.41)		300m: 3:44.92 (43.39)				
	350m: 4:18.42 (33.50)		400m: 4:51.63 (33.21)				
6	Lansdown ...	18	Kiwi West A...	+0.67		4:52.19 Entry: 4:42.05 (+ 10.14)	QA
	50m: 29.67		100m: 1:04.63 (34.96)				
	150m: 1:42.03 (37.40)		200m: 2:20.28 (38.25)				
	250m: 3:01.69 (41.41)		300m: 3:43.49 (41.80)				
	350m: 4:18.29 (34.80)		400m: 4:52.19 (33.90)				
7	Lloyd Hunter	15	Raumati Swi...	+0.65		4:52.90 Entry: 4:50.75 (+ 2.15)	QC
	50m: 29.42		100m: 1:03.99 (34.57)				
	150m: 1:40.98 (36.99)		200m: 2:17.62 (36.64)				
	250m: 3:01.84 (44.22)		300m: 3:45.73 (43.89)				
	350m: 4:19.81 (34.08)		400m: 4:52.90 (33.09)				
8	Arrowsmith ...	16	United Swim...	+0.70		4:52.95 Entry: 4:43.19 (+ 9.76)	QB
	50m: 29.96		100m: 1:05.11 (35.15)				

		150m: 1:45.24 (40.13) 250m: 3:04.85 (40.37) 350m: 4:19.88 (35.15)	200m: 2:24.48 (39.24) 300m: 3:44.73 (39.88) 400m: 4:52.95 (33.07)			
9	 Gibson Luke	16	United Swim...	+0.84	4:54.42 Entry: 4:44.54 (+ 9.88)	QB
		50m: 30.15 150m: 1:44.15 (38.41) 250m: 3:04.48 (43.02) 350m: 4:21.69 (34.17)	100m: 1:05.74 (35.59) 200m: 2:21.46 (37.31) 300m: 3:47.52 (43.04) 400m: 4:54.42 (32.73)			
10	 Kenny Sam	17	 Coast Swim...	+0.69	4:56.12 Entry: 4:41.24 (+ 14.88)	QA
		50m: 28.41 150m: 1:42.06 (40.18) 250m: 3:02.33 (42.33) 350m: 4:22.07 (36.33)	100m: 1:01.88 (33.47) 200m: 2:20.00 (37.94) 300m: 3:45.74 (43.41) 400m: 4:56.12 (34.05)			
11	 Solodi Nico	16	 Aquagym S...	+0.59	4:57.01 Entry: 4:54.06 (+ 2.95)	QB
		50m: 30.45 150m: 1:45.26 (39.23) 250m: 3:06.10 (43.81) 350m: 4:24.56 (34.95)	100m: 1:06.03 (35.58) 200m: 2:22.29 (37.03) 300m: 3:49.61 (43.51) 400m: 4:57.01 (32.45)			
12	 Rees Liam	16	 Alexandra S...	+0.70	4:57.58 Entry: 4:56.34 (+ 1.24)	QB
		50m: 30.66 150m: 1:44.20 (37.63) 250m: 3:04.02 (42.74) 350m: 4:23.35 (36.27)	100m: 1:06.57 (35.91) 200m: 2:21.28 (37.08) 300m: 3:47.08 (43.06) 400m: 4:57.58 (34.23)			
13	 Verran Joel	17	 Tasman Swi...	+0.79	4:58.03 Entry: 4:52.33 (+ 5.70)	QA
		50m: 29.06 150m: 1:44.45 (40.05) 250m: 3:07.12 (43.78) 350m: 4:26.03 (34.43)	100m: 1:04.40 (35.34) 200m: 2:23.34 (38.89) 300m: 3:51.60 (44.48) 400m: 4:58.03 (32.00)			
14	 Giddens Ha...	15	 Jasi Swim C...	+0.74	4:58.38 Entry: 4:46.59 (+ 11.79)	QC
		50m: 31.62 150m: 1:46.51 (37.58) 250m: 3:07.43 (45.11) 350m: 4:26.55 (33.74)	100m: 1:08.93 (37.31) 200m: 2:22.32 (35.81) 300m: 3:52.81 (45.38) 400m: 4:58.38 (31.83)			
15	 Callebaut D...	16	 Aquabladz ...	+0.68	4:58.61 Entry: 4:44.32 (+ 14.29)	QB
		50m: 30.73 150m: 1:47.36 (39.95) 250m: 3:09.44 (43.12) 350m: 4:26.39 (34.82)	100m: 1:07.41 (36.68) 200m: 2:26.32 (38.96) 300m: 3:51.57 (42.13) 400m: 4:58.61 (32.22)			
16	 Cecioni Ale...	18	Raumati Swi...	+0.66	4:59.20 Entry: 4:46.65 (+ 12.55)	QA
		50m: 30.59 150m: 1:44.13 (38.61) 250m: 3:06.16 (44.06) 350m: 4:26.13 (34.82)	100m: 1:05.52 (34.93) 200m: 2:22.10 (37.97) 300m: 3:51.31 (45.15) 400m: 4:59.20 (33.07)			
17	 Kregting Da...	15	Roskill Swim...	+0.59	4:59.26 Entry: 5:00.51 (- 1.25)	QC
		50m: 28.57 150m: 1:41.33 (39.48) 250m: 3:06.63 (46.51) 350m: 4:26.75 (33.86)	100m: 1:01.85 (33.28) 200m: 2:20.12 (38.79) 300m: 3:52.89 (46.26) 400m: 4:59.26 (32.51)			
18	 Buchanan E...	17	Pirates Swim...	+0.62	4:59.68 Entry: 4:49.13 (+ 10.55)	QA
		50m: 29.84 150m: 1:43.40 (38.74) 250m: 3:07.37 (44.96) 350m: 4:27.45 (34.81)	100m: 1:04.66 (34.82) 200m: 2:22.41 (39.01) 300m: 3:52.64 (45.27) 400m: 4:59.68 (32.23)			
19	 Markovich ...	14	Roskill Swim...	+0.64	5:00.21 Entry: 4:49.50 (+ 10.71)	QD
		50m: 30.48 150m: 1:44.41 (38.11) 250m: 3:07.34 (44.23) 350m: 4:25.93 (34.63)	100m: 1:06.30 (35.82) 200m: 2:23.11 (38.70) 300m: 3:51.30 (43.96) 400m: 5:00.21 (34.28)			
20	 Hanton Jam...	16	 Phoenix Aqu...	+0.77	5:00.51 Entry: 5:07.12 (- 6.61)	QB
		50m: 31.77 150m: 1:47.93 (39.66) 250m: 3:09.11 (43.96) 350m: 4:27.28 (34.11)	100m: 1:08.27 (36.50) 200m: 2:25.15 (37.22) 300m: 3:53.17 (44.06) 400m: 5:00.51 (33.23)			
21	 Luff Ry	16	Northwave S...	+0.78	5:00.65 Entry: 5:00.33 (+ 0.32)	QB
		50m: 30.36 150m: 1:45.46 (39.32)	100m: 1:06.14 (35.78) 200m: 2:24.35 (38.89)			

		250m: 3:06.06 (41.71) 350m: 4:26.34 (36.41)	300m: 3:49.93 (43.87) 400m: 5:00.65 (34.31)		
22	 Faleafa Blake	16  North Shore ... +0.66	5:01.62 Entry: 4:40.26 (+ 21.36)	QB	
		50m: 27.45 150m: 1:39.81 (38.36) 250m: 3:02.67 (43.71) 350m: 4:25.30 (37.27)	100m: 1:01.45 (34.00) 200m: 2:18.96 (39.15) 300m: 3:48.03 (45.36) 400m: 5:01.62 (36.32)		
23	 Love Jack	16  Blenheim S... +0.73	5:01.79 Entry: 4:53.74 (+ 8.05)		
		50m: 30.25 150m: 1:44.86 (38.73) 250m: 3:09.31 (46.02) 350m: 4:28.79 (33.63)	100m: 1:06.13 (35.88) 200m: 2:23.29 (38.43) 300m: 3:55.16 (45.85) 400m: 5:01.79 (33.00)		
24	 Russell Cha...	15  TBSS Centra... +0.82	5:04.50 Entry: 5:03.46 (+ 1.04)	QC	
		50m: 32.04 150m: 1:49.69 (40.28) 250m: 3:12.69 (43.05) 350m: 4:30.83 (34.57)	100m: 1:09.41 (37.37) 200m: 2:29.64 (39.95) 300m: 3:56.26 (43.57) 400m: 5:04.50 (33.67)		
25	 Cowen Nich...	16  North Shore ... +0.64	5:05.84 Entry: 5:06.09 (- 0.25)		
		50m: 32.56 150m: 1:52.79 (42.59) 250m: 3:13.64 (39.77) 350m: 4:31.19 (36.26)	100m: 1:10.20 (37.64) 200m: 2:33.87 (41.08) 300m: 3:54.93 (41.29) 400m: 5:05.84 (34.65)		
26	 Feng Andrew	13  North Shore ... +0.63	5:06.38 Entry: 5:06.86 (- 0.48)	QE	
		50m: 30.83 150m: 1:49.06 (41.84) 250m: 3:11.82 (42.29) 350m: 4:33.02 (38.80)	100m: 1:07.22 (36.39) 200m: 2:29.53 (40.47) 300m: 3:54.22 (42.40) 400m: 5:06.38 (33.36)		
27	 Wilson Joel	15 Hokonui Aqu... +0.75	5:06.43 Entry: 5:07.40 (- 0.97)	QC	
		50m: 30.88 150m: 1:47.47 (40.98) 250m: 3:10.24 (43.66) 350m: 4:32.60 (37.15)	100m: 1:06.49 (35.61) 200m: 2:26.58 (39.11) 300m: 3:55.45 (45.21) 400m: 5:06.43 (33.83)		
28	 Heathcote ...	16  Phoenix Aqu... +0.67	5:07.26 Entry: 4:59.63 (+ 7.63)		
		50m: 29.56 150m: 1:47.85 (42.03) 250m: 3:14.04 (45.48) 350m: 4:34.24 (33.99)	100m: 1:05.82 (36.26) 200m: 2:28.56 (40.71) 300m: 4:00.25 (46.21) 400m: 5:07.26 (33.02)		
29	 Lewis Jacob	17 Liz van Welie... +0.75	5:07.37 Entry: 5:05.59 (+ 1.78)	QA	
		50m: 28.92 150m: 1:42.02 (39.08) 250m: 3:08.34 (48.41) 350m: 4:33.06 (35.32)	100m: 1:02.94 (34.02) 200m: 2:19.93 (37.91) 300m: 3:57.74 (49.40) 400m: 5:07.37 (34.31)		
30	 Swanberg B...	16 Mt Maungan... +0.66	5:08.44 Entry: 5:00.95 (+ 7.49)		
		50m: 29.95 150m: 1:47.73 (41.91) 250m: 3:12.43 (44.37) 350m: 4:34.39 (36.53)	100m: 1:05.82 (35.87) 200m: 2:28.06 (40.33) 300m: 3:57.86 (45.43) 400m: 5:08.44 (34.05)		
31	 Eden Connor	18  Nelson Sout... +0.74	5:10.43 Entry: 4:54.80 (+ 15.63)	QA	
		50m: 30.49 150m: 1:47.74 (41.48) 250m: 3:12.64 (44.41) 350m: 4:34.52 (37.07)	100m: 1:06.26 (35.77) 200m: 2:28.23 (40.49) 300m: 3:57.45 (44.81) 400m: 5:10.43 (35.91)		
32	 Els Jason	14  Coast Swim... +0.71	5:11.43 Entry: 5:04.53 (+ 6.90)	QD	
		50m: 31.36 150m: 1:51.71 (43.09) 250m: 3:16.01 (43.12) 350m: 4:37.04 (36.99)	100m: 1:08.62 (37.26) 200m: 2:32.89 (41.18) 300m: 4:00.05 (44.04) 400m: 5:11.43 (34.39)		
33	 Ding Bosco	15 United Swim... +0.71	5:11.51 Entry: 5:08.63 (+ 2.88)	QC	
		50m: 32.44 150m: 1:54.60 (42.20) 250m: 3:16.57 (42.07) 350m: 4:36.89 (37.19)	100m: 1:12.40 (39.96) 200m: 2:34.50 (39.90) 300m: 3:59.70 (43.13) 400m: 5:11.51 (34.62)		
34	 Dickison Ja...	14  Nga Tai Tuat... +0.70	5:11.99 Entry: 5:09.61 (+ 2.38)	QD	
		50m: 30.92 150m: 1:47.80 (40.49) 250m: 3:13.92 (45.49)	100m: 1:07.31 (36.39) 200m: 2:28.43 (40.63) 300m: 3:59.97 (46.05)		

		350m: 4:36.95 (36.98)	400m: 5:11.99 (35.04)			
35	 Joyce Josiah	14	St Paul's Swi... +0.66	5:12.16 Entry: 5:12.23 (- 0.07)	QD	
		50m: 31.74 150m: 1:49.07 (39.51) 250m: 3:14.78 (45.80) 350m: 4:37.68 (36.26)	100m: 1:09.56 (37.82) 200m: 2:28.98 (39.91) 300m: 4:01.42 (46.64) 400m: 5:12.16 (34.48)			
36	 Chen Ian	18	St Paul's Swi... +0.77	5:13.29 Entry: 5:05.65 (+ 7.64)	QA	
		50m: 32.48 150m: 1:52.07 (41.49) 250m: 3:16.12 (43.64) 350m: 4:37.70 (37.37)	100m: 1:10.58 (38.10) 200m: 2:32.48 (40.41) 300m: 4:00.33 (44.21) 400m: 5:13.29 (35.59)			
37	 Loh Daniel	14	Howick Paku... +0.70	5:13.93 Entry: 5:14.76 (- 0.83)	QD	
		50m: 31.53 150m: 1:48.14 (39.74) 250m: 3:14.76 (48.21) 350m: 4:39.65 (36.67)	100m: 1:08.40 (36.87) 200m: 2:26.55 (38.41) 300m: 4:02.98 (48.22) 400m: 5:13.93 (34.28)			
38	 Clayden Eml...	18	 Vikings Swi... +0.73	5:15.23 Entry: 5:03.14 (+ 12.09)		
		50m: 30.68 150m: 1:47.77 (40.17) 250m: 3:12.99 (45.86) 350m: 4:38.27 (38.98)	100m: 1:07.60 (36.92) 200m: 2:27.13 (39.36) 300m: 3:59.29 (46.30) 400m: 5:15.23 (36.96)			
39	 Broekhuize...	16	 Hamilton Aq... +0.68	5:15.28 Entry: 5:07.65 (+ 7.63)		
		50m: 29.24 150m: 1:41.76 (38.25) 250m: 3:08.69 (49.37) 350m: 4:39.65 (38.26)	100m: 1:03.51 (34.27) 200m: 2:19.32 (37.56) 300m: 4:01.39 (52.70) 400m: 5:15.28 (35.63)			
40	 Park John	14	St Paul's Swi... +0.63	5:16.11 Entry: 5:17.54 (- 1.43)	QD	
		50m: 31.30 150m: 1:50.40 (42.13) 250m: 3:15.44 (43.16) 350m: 4:38.81 (39.16)	100m: 1:08.27 (36.97) 200m: 2:32.28 (41.88) 300m: 3:59.65 (44.21) 400m: 5:16.11 (37.30)			
41	 Beattie Flyn	14	Mt Maungan... +0.69	5:16.31 Entry: 5:12.37 (+ 3.94)	QD	
		50m: 31.92 150m: 1:53.15 (43.27) 250m: 3:19.82 (46.00) 350m: 4:42.14 (35.43)	100m: 1:09.88 (37.96) 200m: 2:33.82 (40.67) 300m: 4:06.71 (46.89) 400m: 5:16.31 (34.17)			
42	 Younger Jack	15	Masterton S... +0.74	5:17.88 Entry: 5:08.80 (+ 9.08)	QC	
		50m: 30.57 150m: 1:50.85 (43.04) 250m: 3:18.97 (46.78) 350m: 4:42.59 (35.60)	100m: 1:07.81 (37.24) 200m: 2:32.19 (41.34) 300m: 4:06.99 (48.02) 400m: 5:17.88 (35.29)			
43	 Yoon Jethrow	13	 Phoenix Aqu... +0.64	5:19.17 Entry: 5:13.08 (+ 6.09)	QE	
		50m: 32.22 150m: 1:54.88 (44.27) 250m: 3:19.70 (42.14) 350m: 4:42.58 (38.45)	100m: 1:10.61 (38.39) 200m: 2:37.56 (42.68) 300m: 4:04.13 (44.43) 400m: 5:19.17 (36.59)			
44	 Blair Ethan	17	 North Cante... +0.72	5:20.68 Entry: 5:03.04 (+ 17.64)		
		50m: 31.81 150m: 1:54.76 (43.37) 250m: 3:23.80 (46.14) 350m: 4:46.00 (36.49)	100m: 1:11.39 (39.58) 200m: 2:37.66 (42.90) 300m: 4:09.51 (45.71) 400m: 5:20.68 (34.68)			
45	 Smith Benja...	18	 Selwyn Swi... +0.73	5:20.77 Entry: 5:07.43 (+ 13.34)		
		50m: 31.87 150m: 1:53.66 (43.15) 250m: 3:21.27 (45.84) 350m: 4:45.09 (36.13)	100m: 1:10.51 (38.64) 200m: 2:35.43 (41.77) 300m: 4:08.96 (47.69) 400m: 5:20.77 (35.68)			
46	 Kennedy Joe	17	 North Cante... +0.72	5:21.33 Entry: 4:57.56 (+ 23.77)		
		50m: 33.44 150m: 1:55.02 (43.68) 250m: 3:23.05 (44.09) 350m: 4:44.46 (36.59)	100m: 1:11.34 (37.90) 200m: 2:38.96 (43.94) 300m: 4:07.87 (44.82) 400m: 5:21.33 (36.87)			
47	 Copocean A...	14	St Paul's Swi... +0.79	5:22.49 Entry: 5:18.07 (+ 4.42)	QD	
		50m: 32.83 150m: 1:51.32 (39.94) 250m: 3:18.93 (48.09) 350m: 4:45.47 (37.55)	100m: 1:11.38 (38.55) 200m: 2:30.84 (39.52) 300m: 4:07.92 (48.99) 400m: 5:22.49 (37.02)			